

INTRODUCTION

To Ag Health 101





Chapter **DISCUSSION QUESTIONS**

CHAPTER 1. WELCOME TO AG HEALTH 101

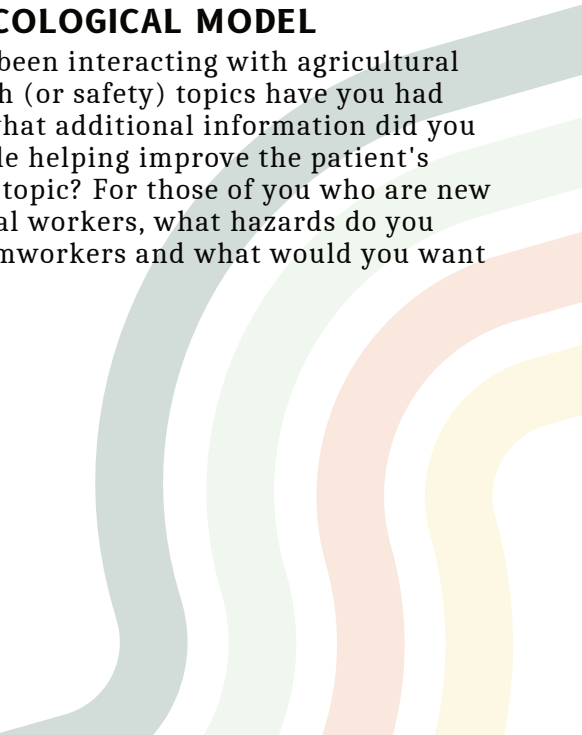
Think about how this course may help you with your job, family, or community. What would you like to be able to do with the information presented in this course?

CHAPTER 2. HEALTH BELIEF MODEL

To motivate a group of workers to adopt the use of sunscreen during outdoor activities, identify what you think are the perceived benefits, perceived barriers, perceived susceptibility, and perceived severity that influence someone's ideas regarding your recommendation. Additionally, identify ways to incorporate cues to action and self-efficacy into your strategy to motivate this behavior.

CHAPTER 3. SOCIO-ECOLOGICAL MODEL

For those of you who have been interacting with agricultural workers before, what health (or safety) topics have you had conversations about, and what additional information did you need to be more comfortable helping improve the patient's health with respect to that topic? For those of you who are new to working with agricultural workers, what hazards do you think are of concern to farmworkers and what would you want to know more about?





Chapter 1

WELCOME


To Ag Health 101

If you are working in rural regions where many of your patients either live or work on a farm, it is important to understand what hazards these workers are exposed to so that you are able to have a comprehensive understanding of the interplay between health status, the ability to work safely, & how prescribing treatment may affect safety on the farm.

Equally as important, healthcare workers & providers are uniquely positioned as the most trusted expert on safety & health, consistently identified as so by our Midwestern farmers. So, making sure you have a basic understanding of the risks allows you to be more prepared when safety & health questions arise during discussions with patients.

THE ROLE OF HEALTHCARE WORKERS & PROVIDERS

In this introductory unit, a few health-related models will be presented to help frame our roles in preventing agriculture-related diseases & injuries.



Chapter 2

HEALTH BELIEF MODEL

Demographic & Sociopsychological Variables

Age
Level of Education
Years of Farming Experience
Farm Size
Working Hours

Perceived Susceptibility - An individual's belief in the possibility of a particular (negative) event happening to him/her.

Perceived Severity - The belief that the problem is serious, for instance that it may lead to death or other serious consequences.

Perceived Benefits - The individual's belief in the efficacy of recommended activities to reduce the hazard and/or the seriousness of the consequences.

Perceived Barriers - An individual's belief in the objective and psychological costs of the recommended activities.

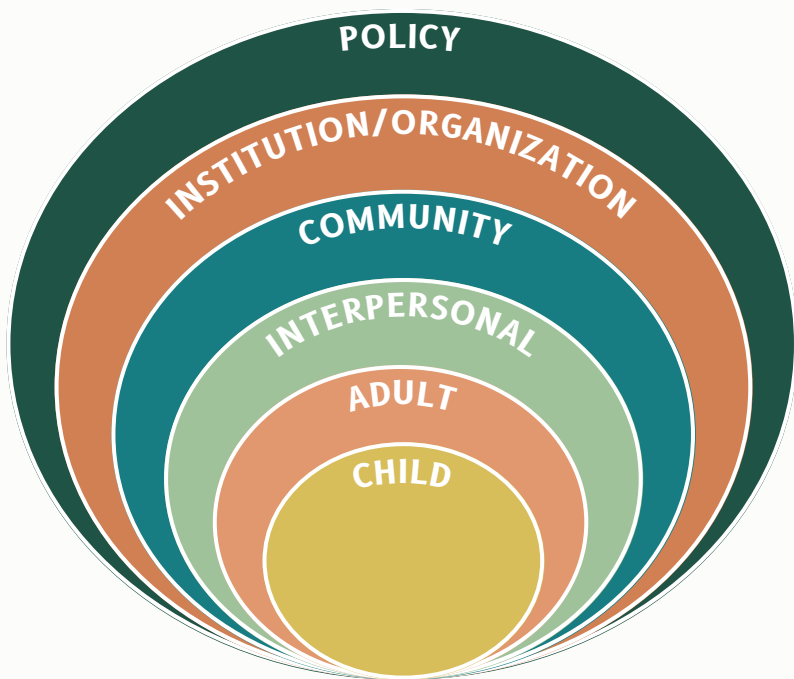
Perceived Self-Efficacy - The perception of one's own ability to pursue a chosen behavior.

Individual Behaviors

Cues to Action - Particular stimuli or events that create a sense of need for action in an individual.

SOCIO-ECOLOGICAL MODEL

Chapter 3



POLICY - Federal/State regulations with enforcement, such as child labor restrictions, workers compensation, immigration & OSHA rules.

INSTITUTIONAL/ORGANIZATIONAL - Corporations, national organizations, agencies that set standards & protocols for their trade agreements, employees & members.

COMMUNITY - Childcare centers, schools, churches, media, advocacy groups & community-level organizations such as farm cooperatives or FFA chapters.

INTERPERSONAL - Persons with close relationships to the immediate family such as relatives, friends, healthcare providers, or peer-groups.

ADULT - Parent, guardian, farm owner, employer, or other individual who bears responsibility for a child living, visiting, or working on an agricultural production site.

CHILD - An individual, 0-18 years-of-age, who lives on, visits, or is hired to work on an agricultural production site.

Ag Health 101 Resources

CHAPTER 1. WELCOME TO AG HEALTH 101

Health Belief Model

- <https://pmhealthnp.com/health-belief-model/>

Socio-Ecological Model

- <https://www.cdc.gov/violenceprevention/about/social-ecologicalmodel.html>
- <https://www.tandfonline.com/doi/epdf/10.1080/1059924X.2017.1356780?needAccess=true&role=button>

CHAPTER 2. HEALTH BELIEF MODEL

- <http://dx.doi.org/10.3109/14992027.2015.1122239>
- <https://pmhealthnp.com/health-belief-model/>

CHAPTER 3. SOCIO-ECOLOGICAL MODEL

- <https://www.ruralhealthinfo.org/toolkits/health-promotion/2/theories-and-models/ecological>
- <https://www.tandfonline.com/doi/full/10.1080/1059924X.2017.1356780>

**View these
links for
more
information
& additional
resources on
the content
presented in
this unit.**