



Farm First Aid

antiseptic spray



tweezers



pocket mask for resuscitation



tongue depressors



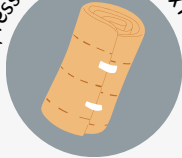
clean water (x2 one-quart containers)



gauze roller bandages (1, 2, 6 in. wide)



x6 pressure bandages (8x10 in.)



small sugar packets




x2 rolls elastic wrap (to anchor dressings)



disposable towels



x8 sterile compress (2x2 & 4x4 in.)



chemical ice packs



bottled water



x12 large adhesive bandages



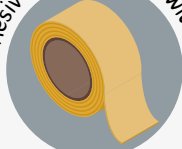
change of clean clothes



x2 triangular bandages (36 in.)



adhesive tape (various widths)



liquid soap



emergency blanket



condensed milk & can opener



heavy duty scissors (to cut clothing)



x4 safety pins (to anchor triangular bandages)



disposable gloves & goggles



eyewash bottle



syrup of ipecac (only use if advised by EMS)



Amputation Supplies

Store all bags in a closed container to keep clean. Place amputated tissue in bags during transport. If possible, place tissue in a moist wrapping, cover with clean plastic bag, and place in a bag of ice.

x2 clean bread-sized plastic bags



x2 clean kitchen-sized plastic bags



clean garbage bag

